Facing front newsunface F type

フェイシングフロント（ニューサンフェイスＦ型）

FIXスクリーン

S＝1/5

ガラス溝幅	20mm

RC枠・ALC兼用枠

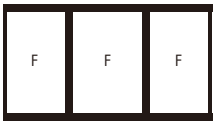

■性能仕様

耐風圧性	**S-1**〈800Pa〉
	S-2〈1200Pa〉
	S-3〈1600Pa〉
	S-4〈2000Pa〉
	S-5〈2400Pa〉
気密性	**A-4**〈2等級線〉
水密性	**W-5**〈500Pa〉

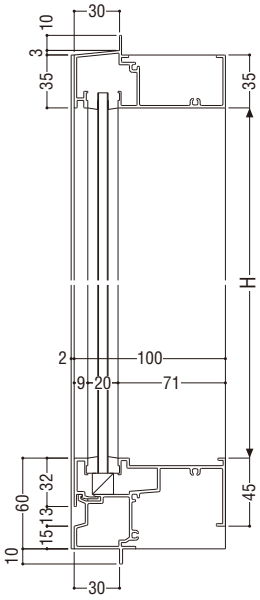

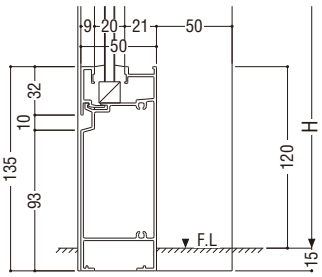

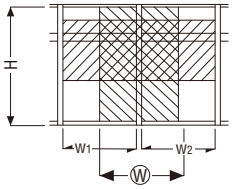

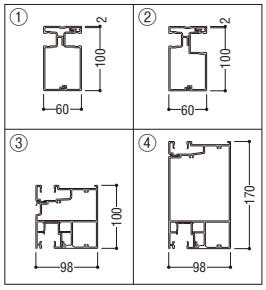

②はリブガラス連窓時に使用。

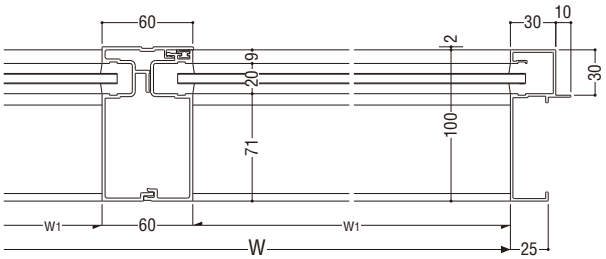

■方立・無目強度制限表

S-1〈800Pa〉

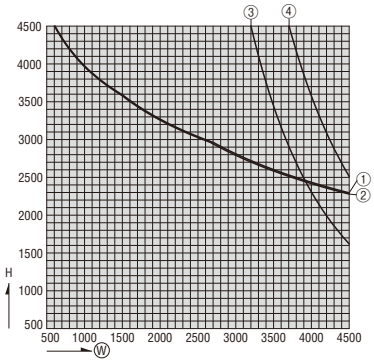

S-2〈1200Pa〉

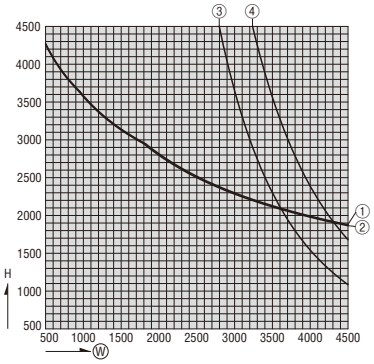

S-3〈1600Pa〉

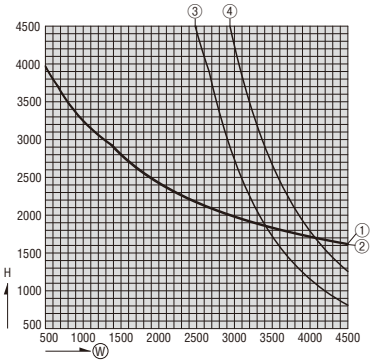

S-4〈2000Pa〉

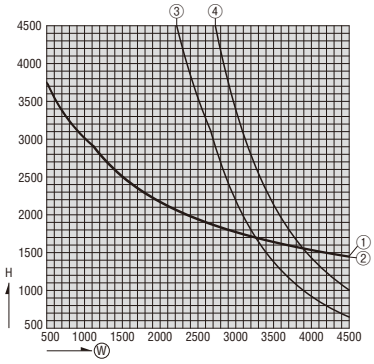

S-5〈2400Pa〉

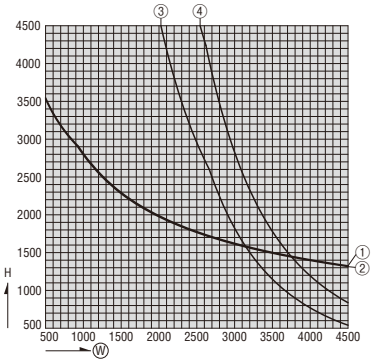

■中骨強度制限表

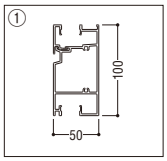

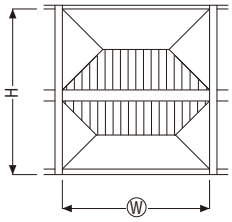

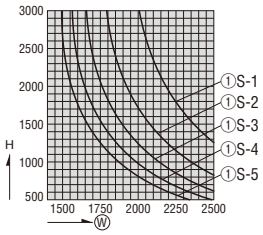

RC枠・ALC兼用枠

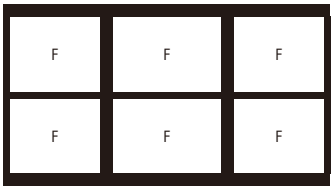

中骨

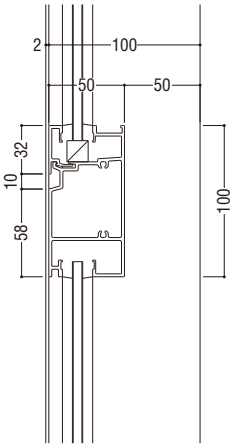

100mm無目

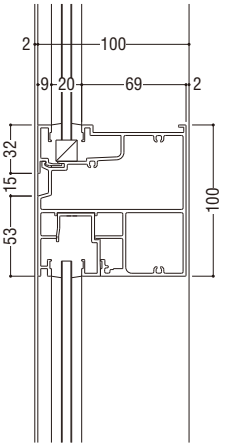

170mm無目

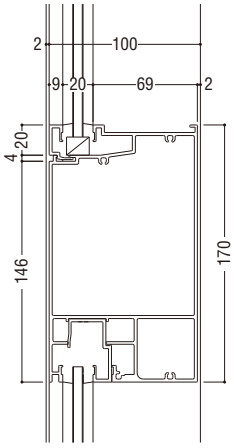

吹き抜け用方立（H ≦ 6000）

S = 1/5

ガラス溝幅	20mm
	リブガラス部 30mm

RC枠・ALC兼用枠

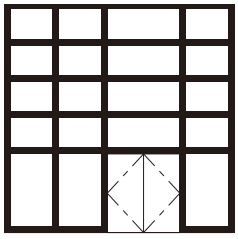

■性能仕様

耐風圧性	S-1〈800Pa〉
	S-2〈1200Pa〉
	S-3〈1600Pa〉
	S-4〈2000Pa〉
	S-5〈2400Pa〉
気密性	A-4〈2等級線〉
水密性	W-5〈500Pa〉

■方立強度制限表

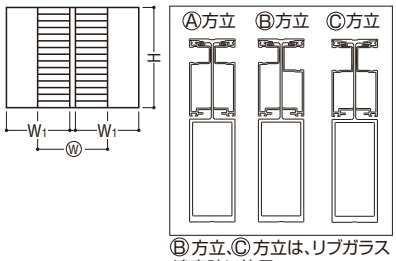

Ⓑ方立、Ⓒ方立は、リブガラス連窓時に使用。

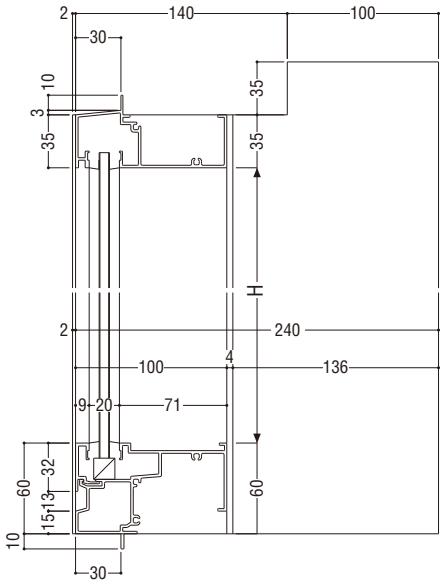

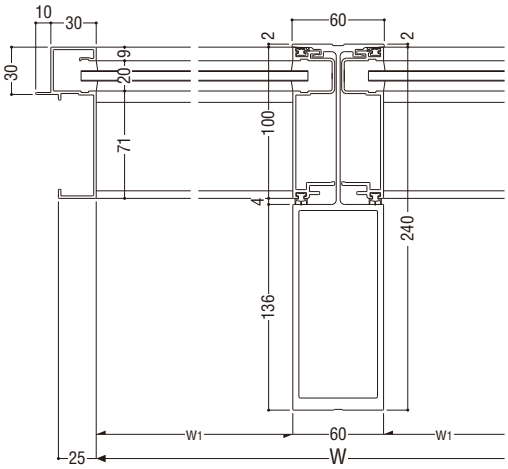

Ⓐ方立

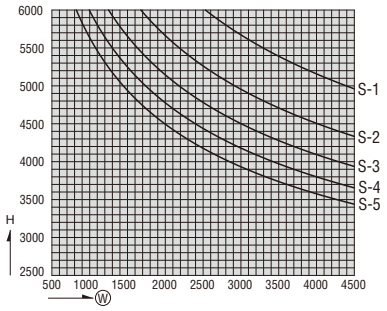

Ⓑ方立

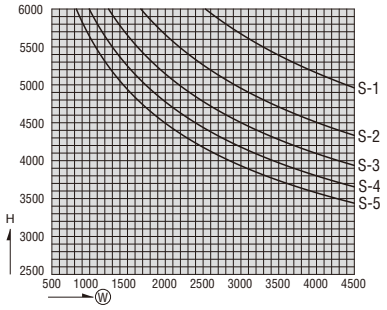

Ⓒ方立

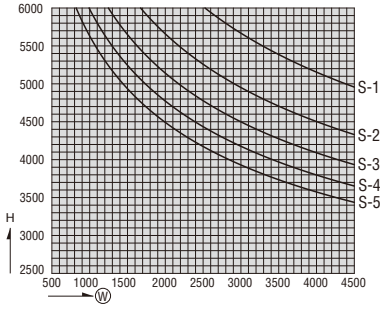

RC枠・ALC兼用枠

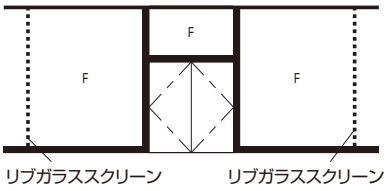

開口部

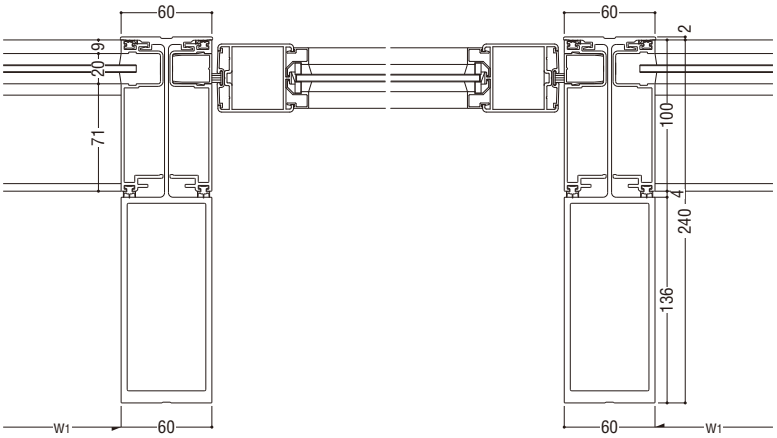

FIX部　　リブガラススクリーン部

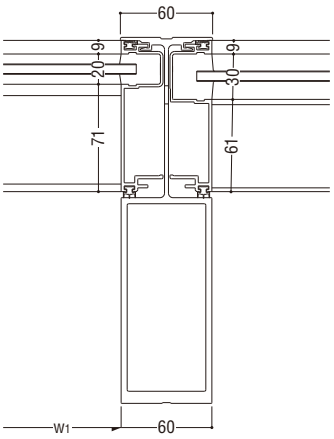

リブガラススクリーン部

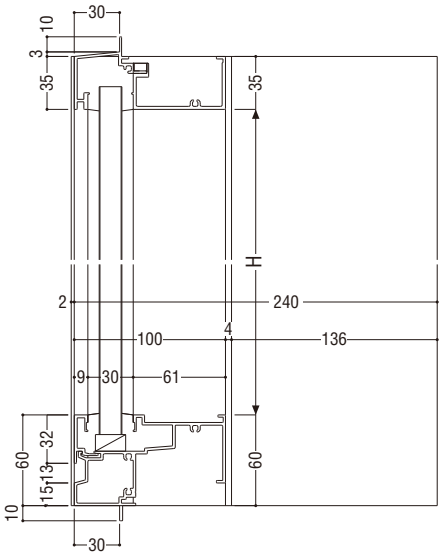

開口部　　リブガラススクリーン部

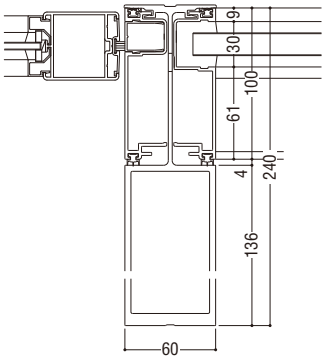

吹き抜け用方立（H ≦ 4000）

S = 1/5

ガラス溝幅	20mm
	リブガラス部 30mm

RC枠・ALC兼用枠

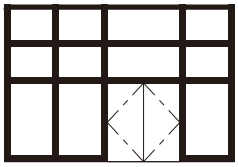

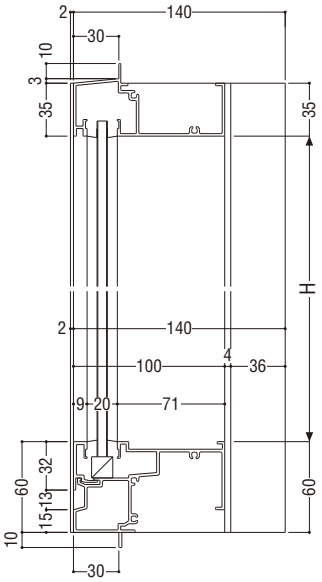

■性能仕様

耐風圧性	S-1〈800Pa〉
	S-2〈1200Pa〉
	S-3〈1600Pa〉
	S-4〈2000Pa〉
	S-5〈2400Pa〉
気密性	A-4〈2等級線〉
水密性	W-5〈500Pa〉

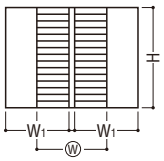

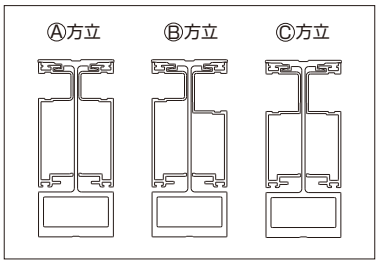

Ⓑ方立、Ⓒ方立は、リブガラス連窓時に使用。

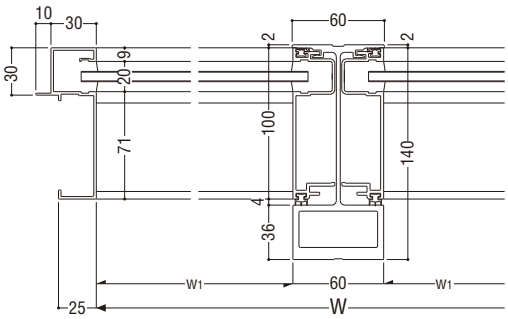

■製作制限

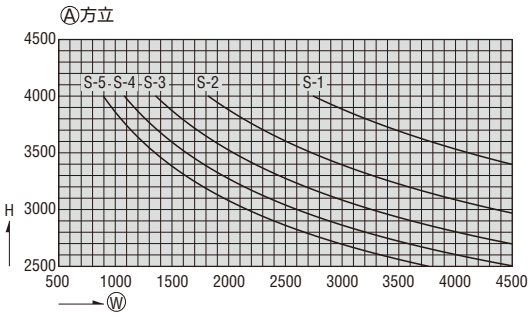

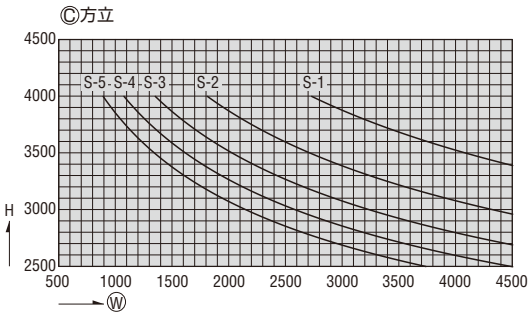

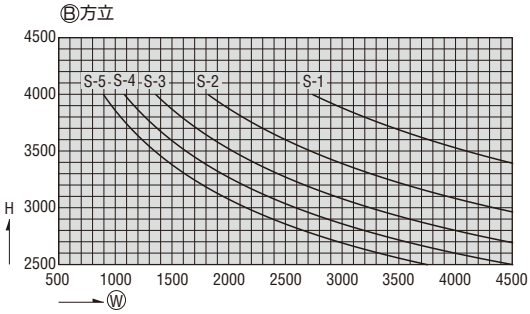

RC枠・ALC兼用枠

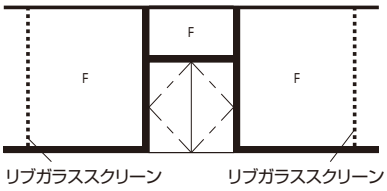

開口部

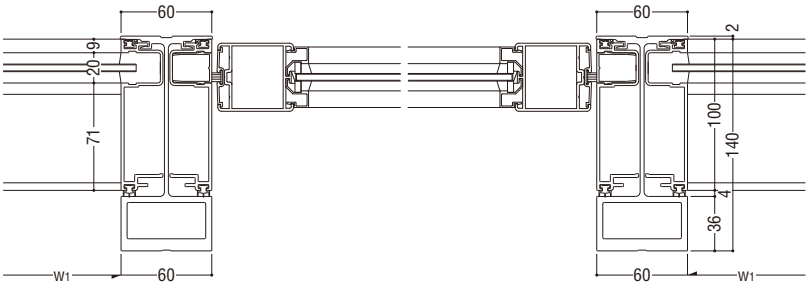

FIX部　　リブガラススクリーン部

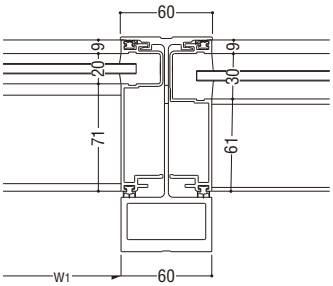

リブガラススクリーン部

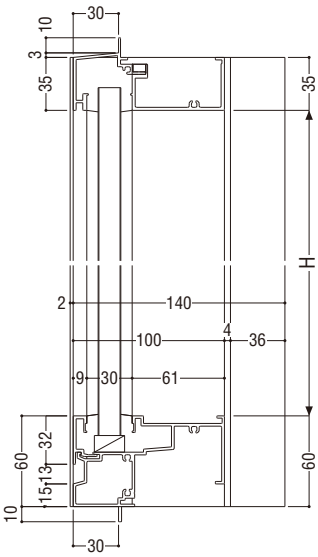

開口部　　リブガラススクリーン部

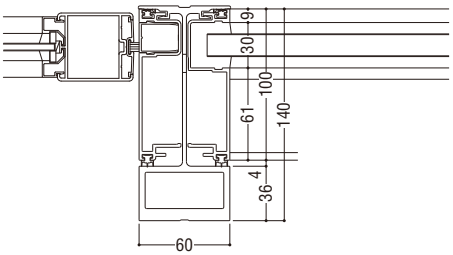

リブガラススクリーン

S = 1/5

ガラス溝幅	面ガラス部 30mm
	リブガラス部 34mm

RC枠・ALC兼用枠

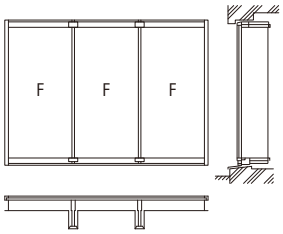

■性能仕様

耐風圧性	S-1〈800Pa〉
	S-2〈1200Pa〉
	S-3〈1600Pa〉
	S-4〈2000Pa〉
	S-5〈2400Pa〉
気密性	A-4〈2等級線〉
水密性	W-5〈500Pa〉

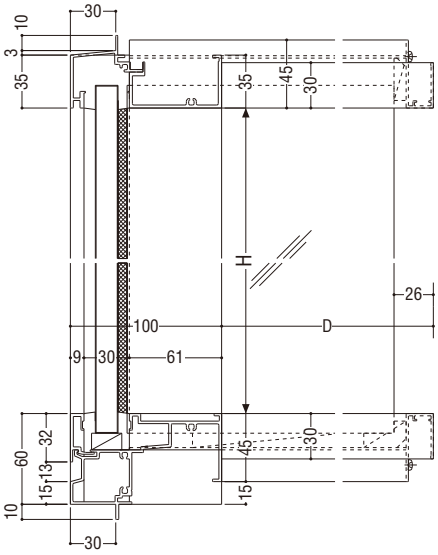

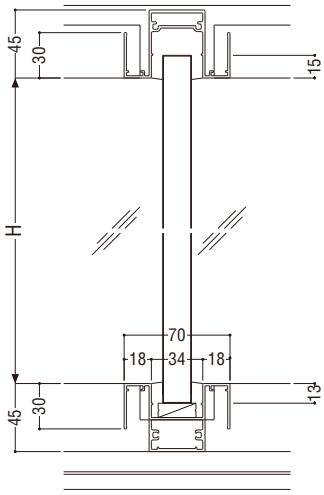

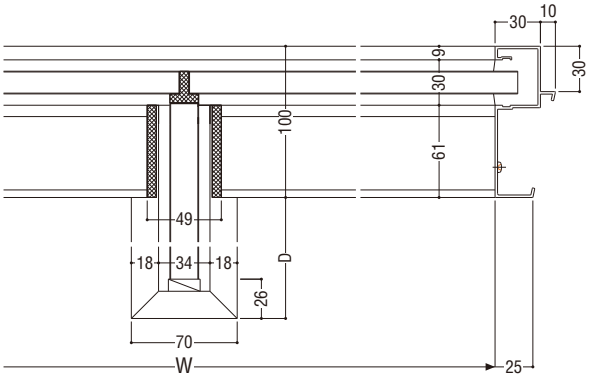

S = 1/5

コーナー方立

ガラス溝幅	20mm

RC・ALC兼用枠

コーナー方立（90°）

出隅

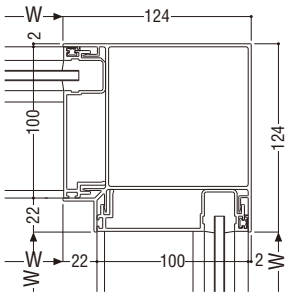

入隅

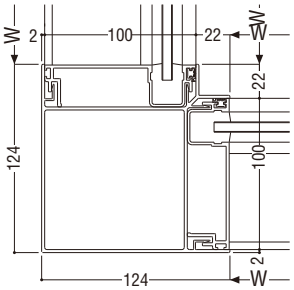

外倒し排煙窓

S = 1/5

ガラス溝幅	障子部 **18mm**
	FIX 部 **20mm**

■性能仕様

耐風圧性	**S-1**〈800Pa〉
	S-2〈1200Pa〉
	S-3〈1600Pa〉
	S-4〈2000Pa〉
	S-5〈2400Pa〉
気密性	**A-4**〈2等級線〉
水密性	**W-5**〈500Pa〉

■製作制限

S-1〈800Pa〉
S-2〈1200Pa〉
S-3〈1600Pa〉
S-4〈2000Pa〉
S-5〈2400Pa〉

ラッチ＆ステー式

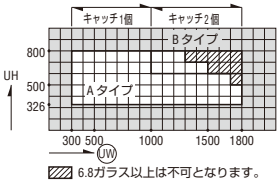

6.8ガラス以上は不可となります。

オペレーター式

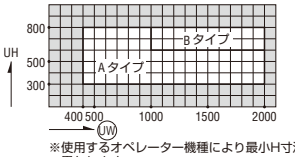

※使用するオペレーター機種により最小H寸法は異なります。
※ガラス厚さによる障子重量にご注意下さい。

RC・ALC兼用枠

100mm無目
(外倒し排煙窓／FIX窓)

Aタイプ

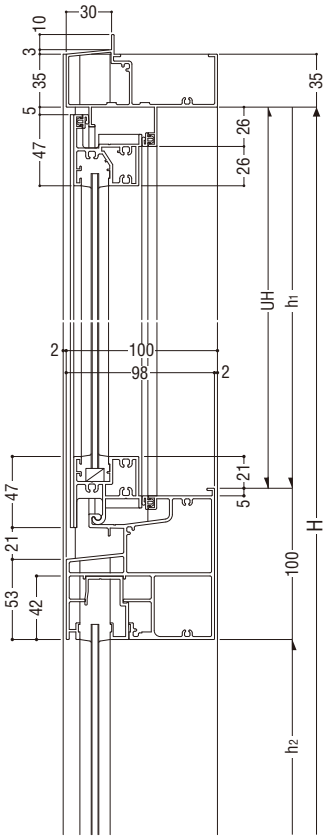

Bタイプ

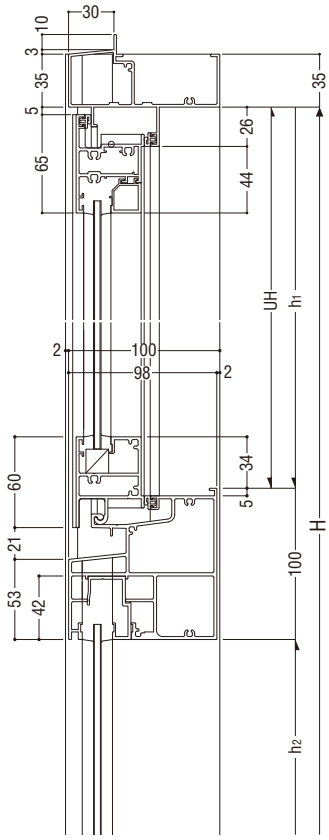

Aタイプ

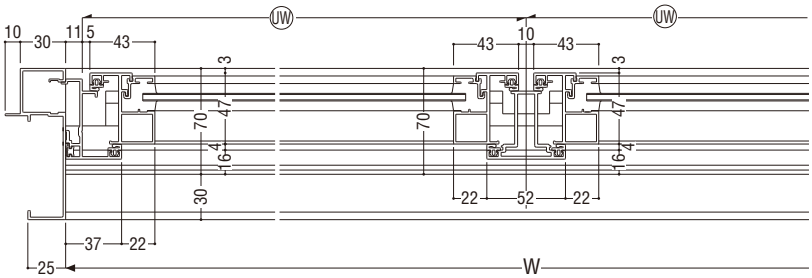

Bタイプ

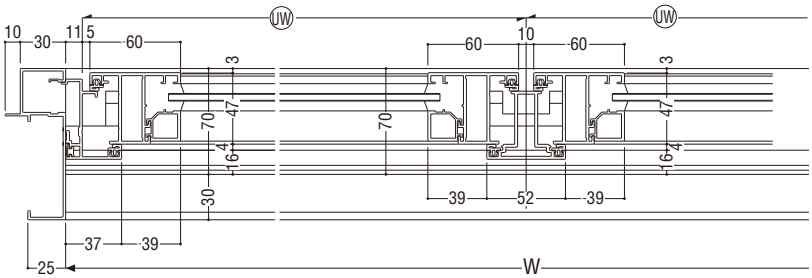

RC・ALC兼用枠

■方立・無目強度制限表

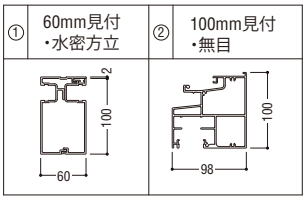

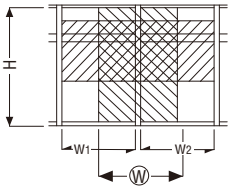

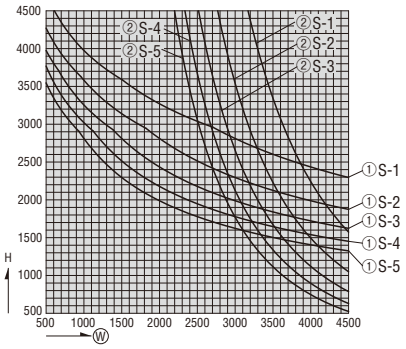

100mm無目
(外倒し排煙窓／たてすべり出し窓)

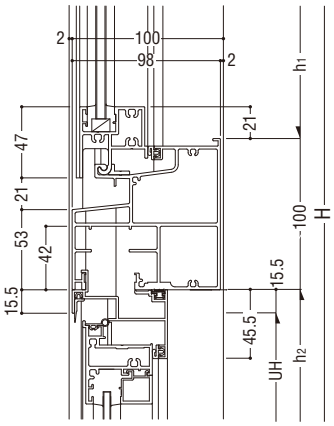

170mm無目
(外倒し排煙窓／自動ドア)

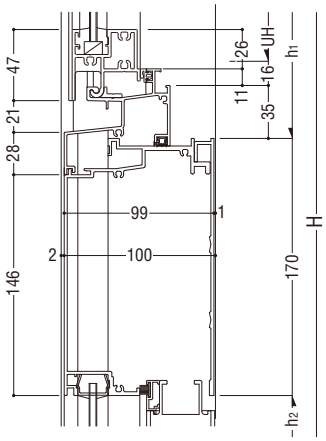

170mm無目
(外倒し排煙窓／FIX窓)

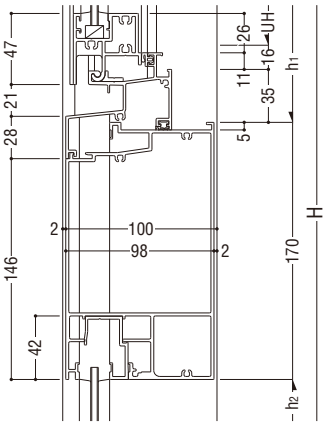

突出し排煙窓

S = 1/5

ガラス溝幅	障子部 **18mm**
	FIX 部 **20mm**

RC・ALC兼用枠

■性能仕様

耐風圧性	**S-1**〈800Pa〉
	S-2〈1200Pa〉
	S-3〈1600Pa〉
	S-4〈2000Pa〉
	S-5〈2400Pa〉
気密性	**A-4**〈2等級線〉
水密性	**W-5**〈500Pa〉

■製作制限

S-1〈800Pa〉
S-2〈1200Pa〉
S-3〈1600Pa〉
S-4〈2000Pa〉
S-5〈2400Pa〉

オペレーター式

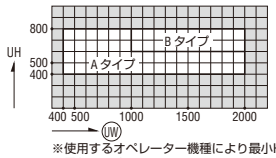

※使用するオペレーター機種により最小H寸法は異なります。
※ガラス厚さによる障子重量にご注意下さい。

■方立・無目強度制限表

① 60mm見付・水密方立	② 100mm見付・無目
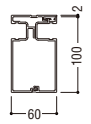	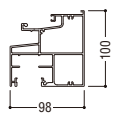

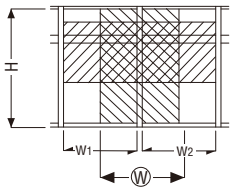

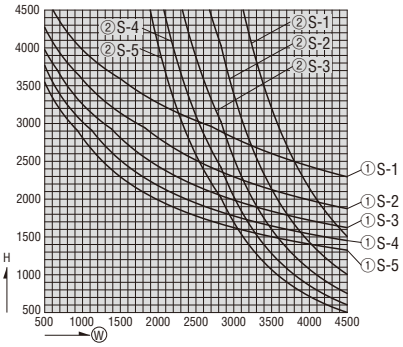

100mm無目
(突出し排煙窓／FIX窓)

Aタイプ

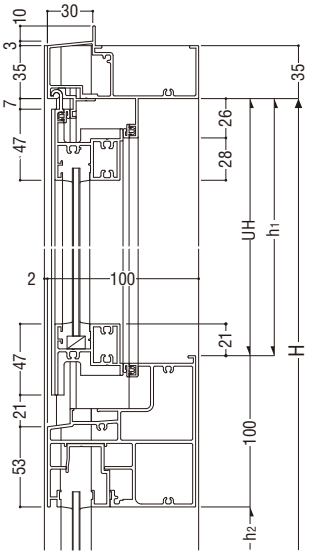

Bタイプ

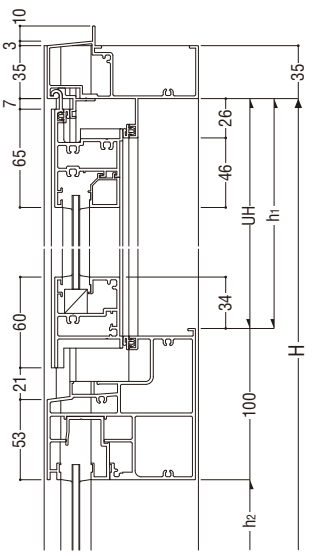

100mm無目
(突出し排煙窓／たてすべり出し窓)

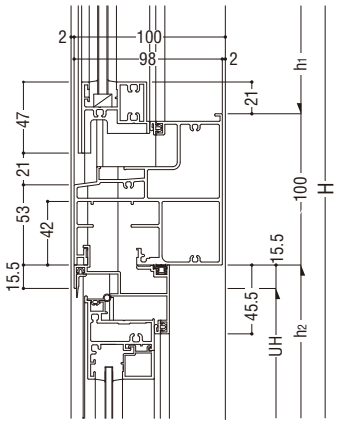

Aタイプ

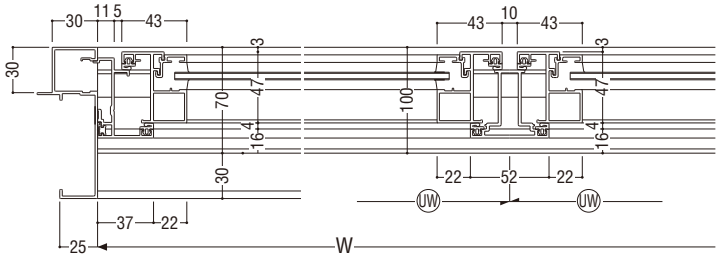

Bタイプ

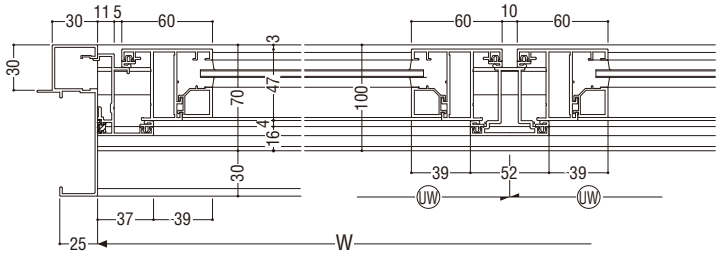

たてすべり出し窓

S = 1/5

ガラス溝幅	障子部 18mm
	FIX 部 20mm

RC・ALC 兼用枠

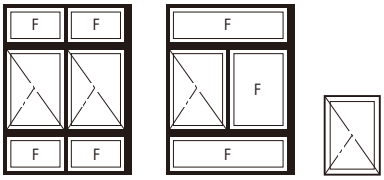

■性能仕様

耐風圧性	S-1〈800Pa〉
	S-2〈1200Pa〉
	S-3〈1600Pa〉
	S-4〈2000Pa〉
	S-5〈2400Pa〉
気密性	A-4〈2等級線〉
水密性	W-5〈500Pa〉

■製作制限

S-1〈800Pa〉
S-2〈1200Pa〉
S-3〈1600Pa〉
S-4〈2000Pa〉
S-5〈2400Pa〉

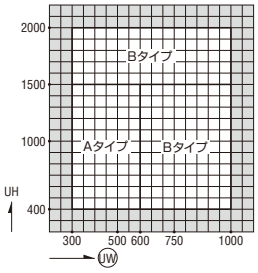

■方立・無目強度制限表

① 中間方立	② 100mm見付・無目
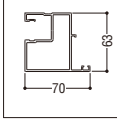	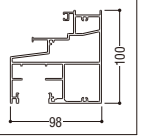

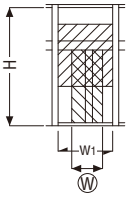

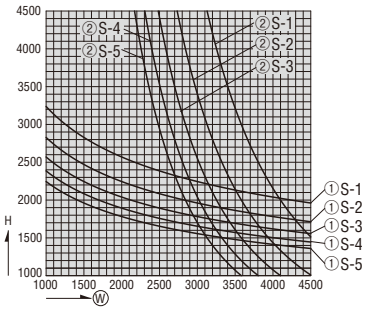

Aタイプ

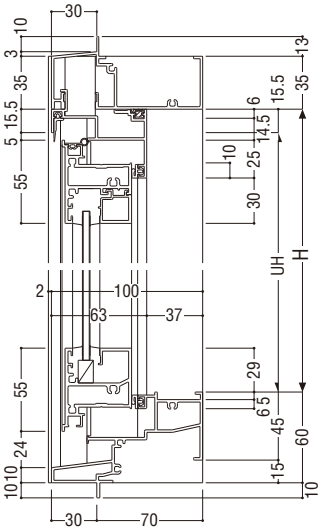

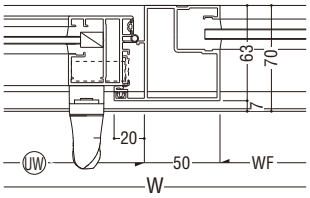

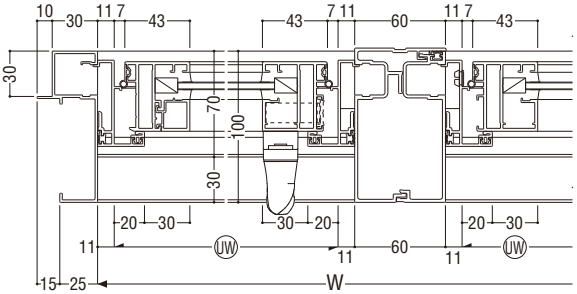

Bタイプ

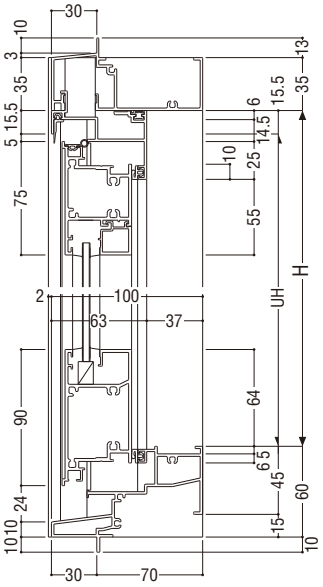

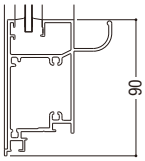

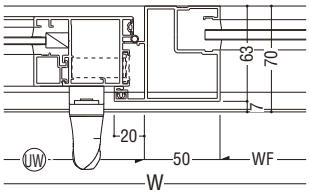

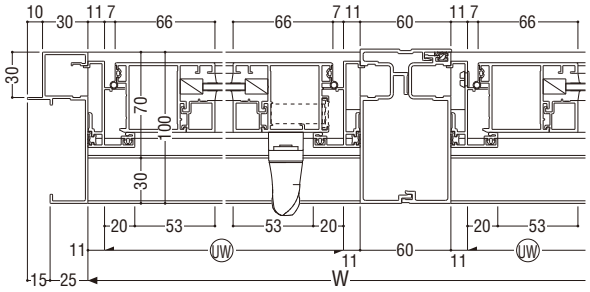

100mm無目
(FIX窓／たてすべり出し窓)

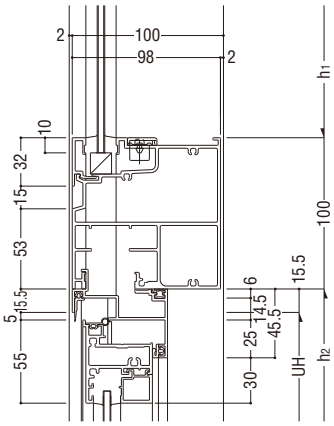

100mm無目
(たてすべり出し窓／FIX窓)

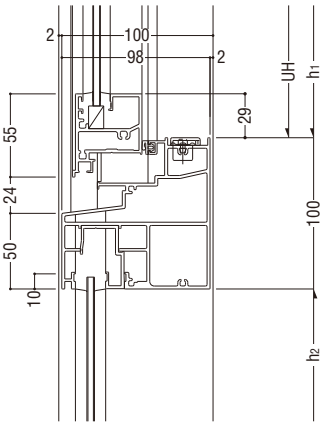

フロアヒンジドア

S = 1/5

ガラス溝幅	障子部 **18mm**
	FIX 部 **20mm**

RC・ALC兼用枠

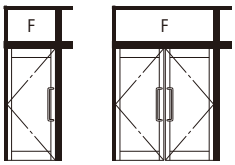

■性能仕様

耐風圧性	**S-1**〈800Pa〉

■製作制限

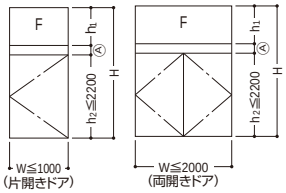

無目Ⓐは見付100、170の2種類です。

※たて框製作制限表は、フェイシングフロント（SG）を参照してください。

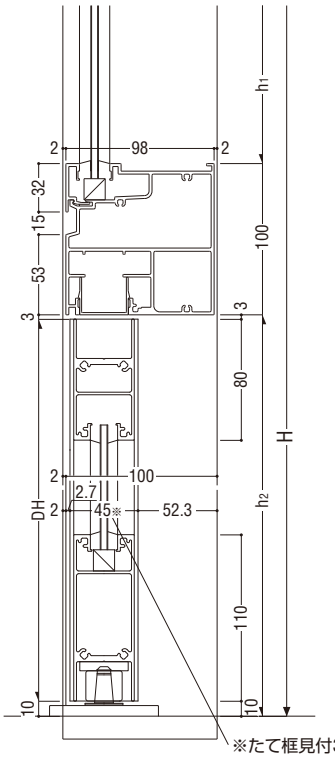

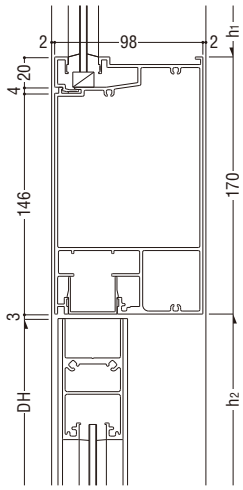

※たて框見付35mmの場合は46mmとなります。

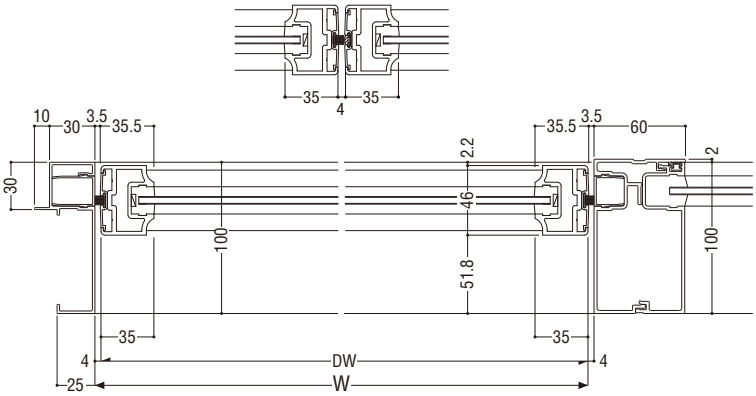

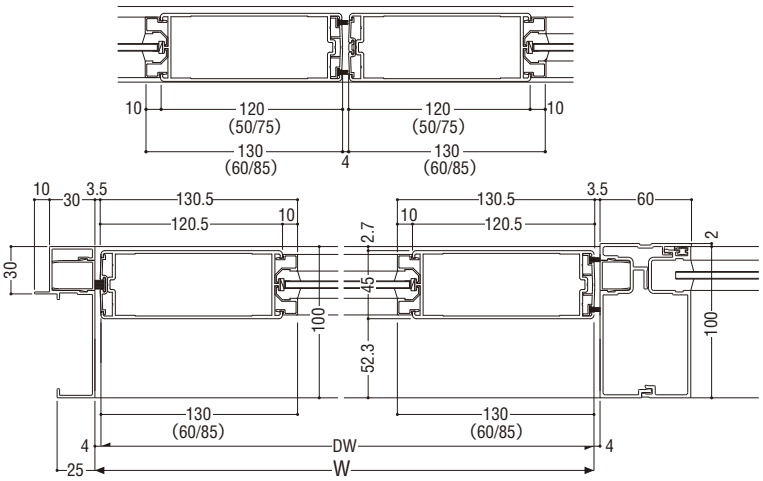

框ドア

S = 1/5

ガラス溝幅	障子部 **15mm**
	FIX 部 **20mm**

RC・ALC 兼用枠

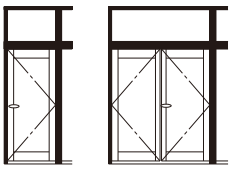

性能仕様

耐風圧性	**S-1** 〈800Pa〉
	S-2 〈1200Pa〉
	S-3 〈1600Pa〉
	S-4 〈2000Pa〉
	S-5 〈2400Pa〉
気密性	**A-4** 〈2 等級線〉
水密性	**W-2** 〈200Pa〉

障子製作制限

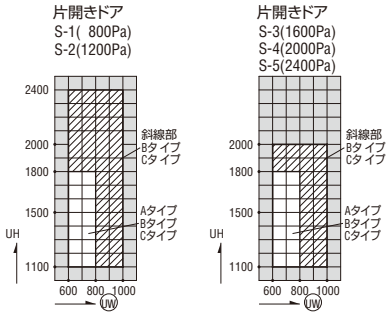

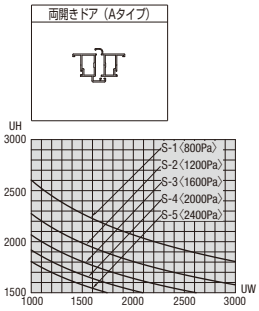

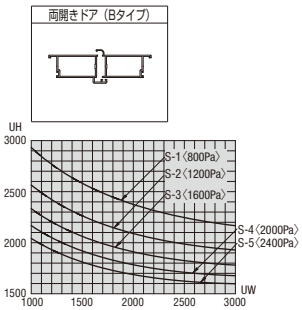

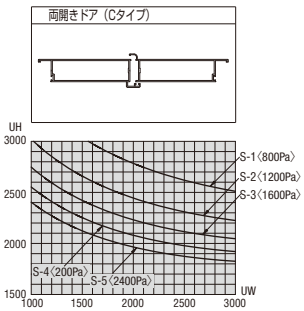

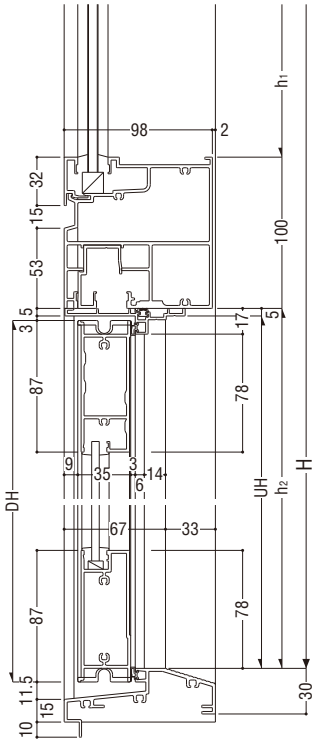

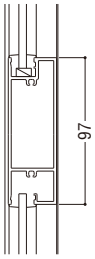

（Aタイプのみ）

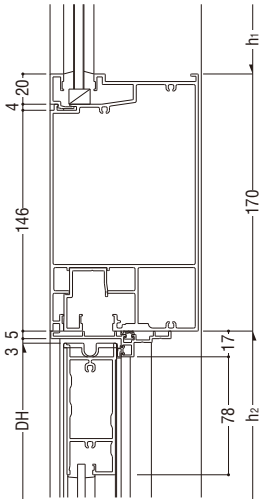

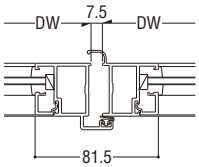

Aタイプ

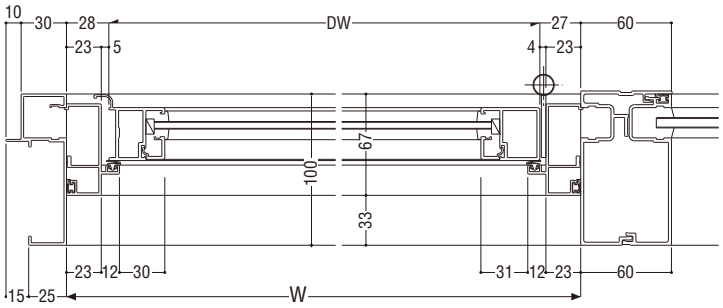

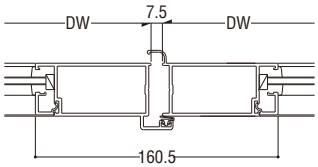

Bタイプ

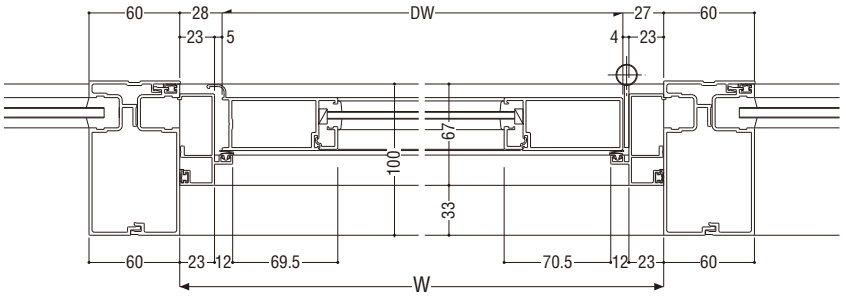

※Cタイプ障子はP.43を参照願います。

自動ドア

S = 1/5

ガラス溝幅	障子部 **18mm**
	FIX 部 **20mm**

■性能仕様

耐風圧性	**S-1**〈800Pa〉

■製作制限

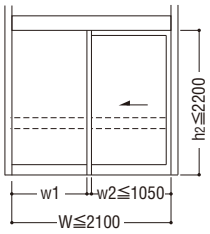

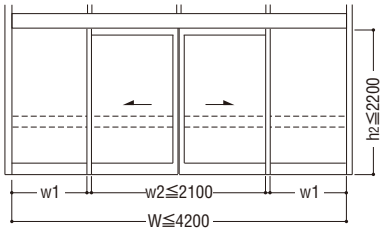

RC・ALC兼用枠

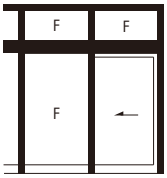

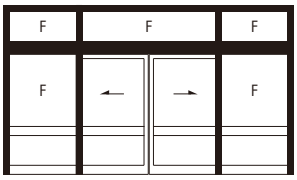

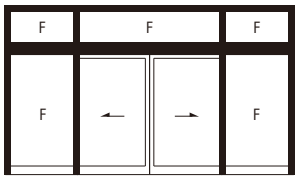

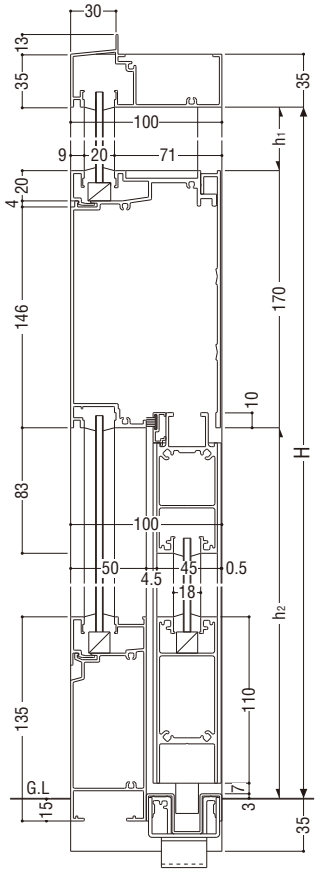

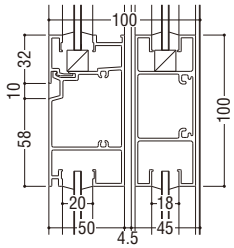

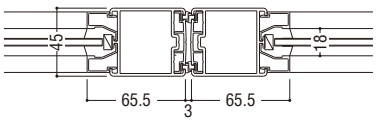

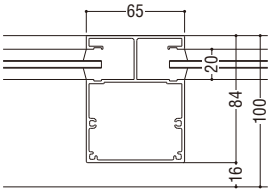

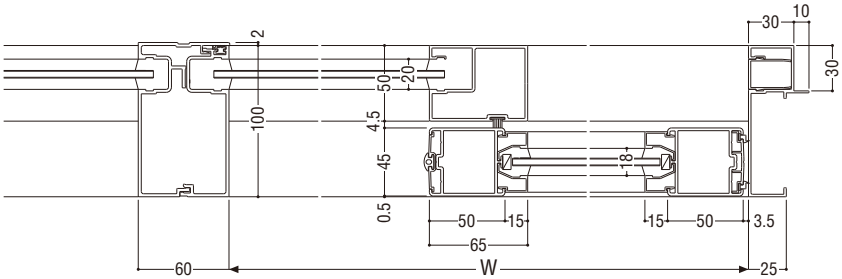

S = 1/5

ハンガー引戸（壁付式）

ガラス溝幅 **18mm**

RC・ALC兼用枠

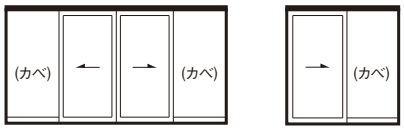

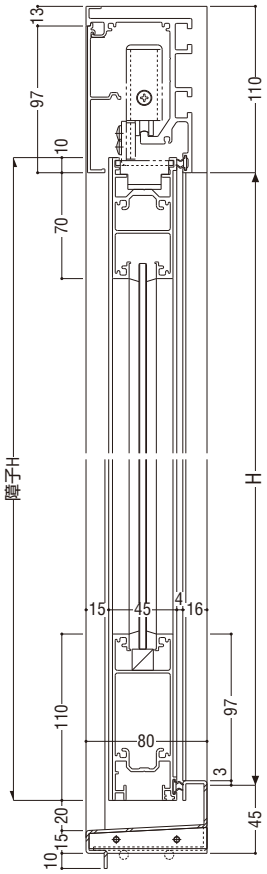

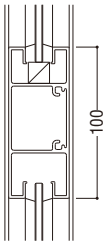

間仕切り型下枠

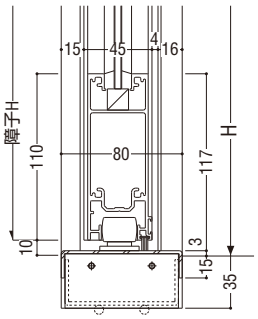

溝型下枠

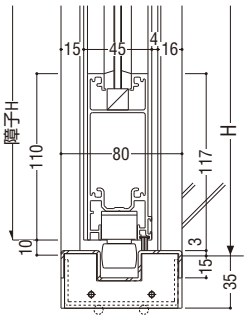

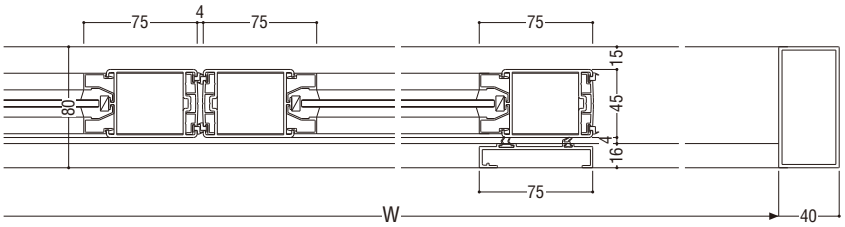

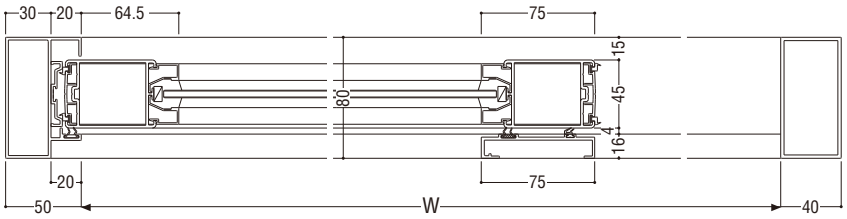

ハンガー引戸（スクリーン式）

S = 1/5

ガラス溝幅	障子部 **18mm**
	FIX 部 **20mm**

RC・ALC兼用枠

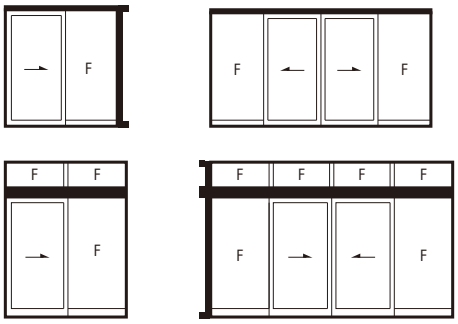

■性能仕様

耐風圧性	**S-1**〈800Pa〉

■無目強度制限表

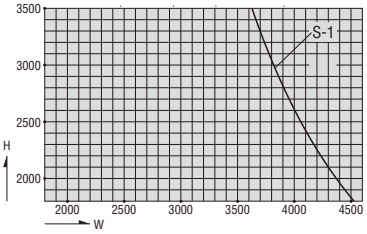

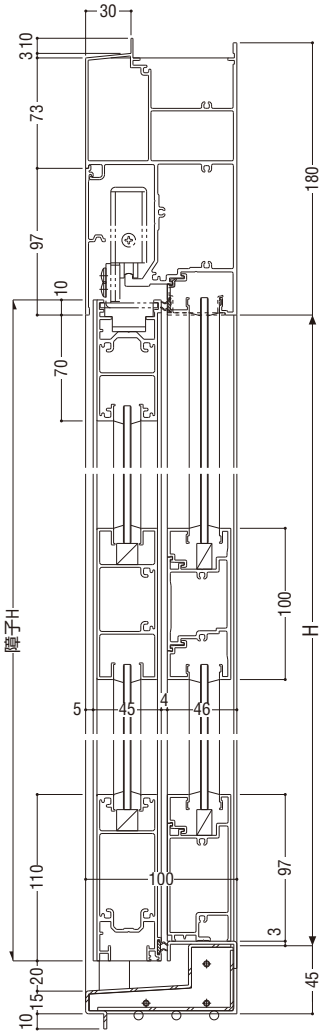

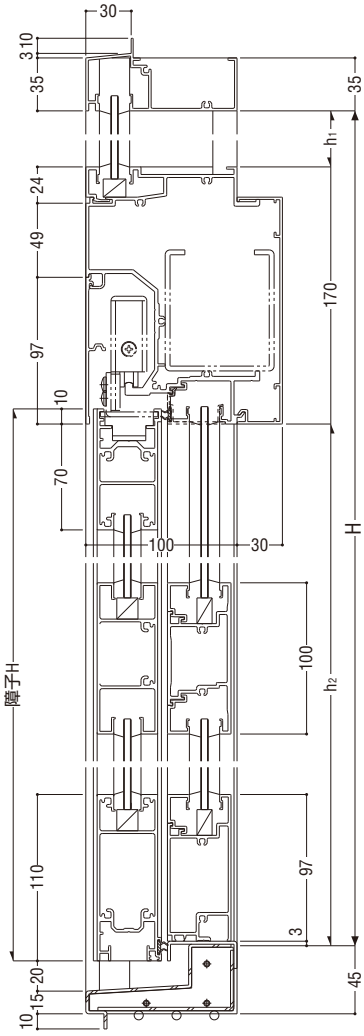

間仕切り型下枠

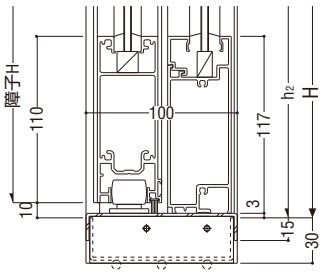

溝型下枠

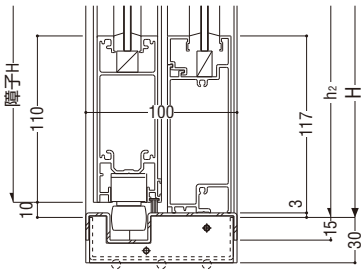

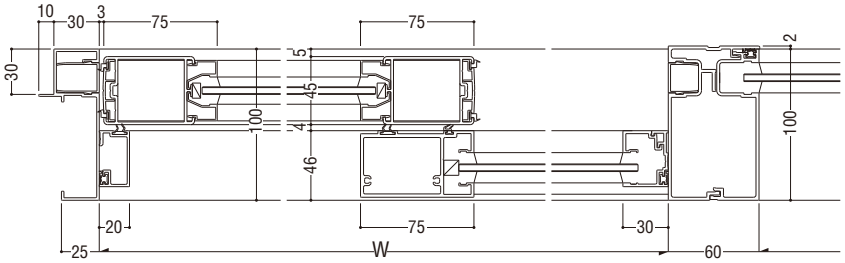
10
30
3
75
75
2
30
5
45
4
46
100
100
20
75
30
25
W
60

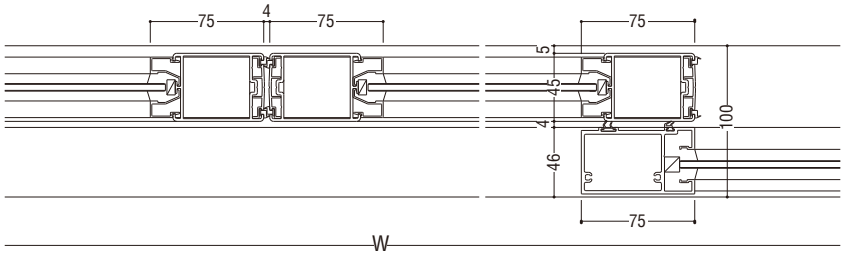
75
4
75
75
5
45
4
46
100
75
W

吊束部

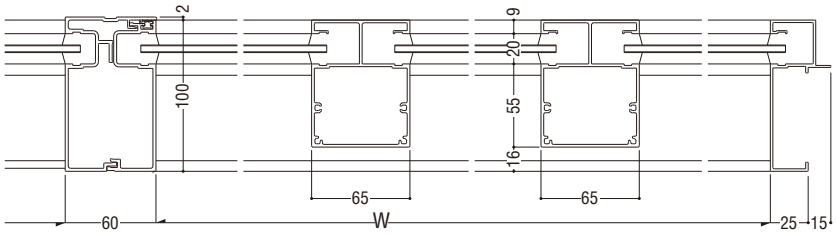
2
100
9
20
55
16
65
65
60
W
25
15